


# Klipsch®



## SYNERGY

A close-up, black and white photograph of a Klipsch speaker horn. The horn is dark and flared, with a circular driver visible in the center. The lighting creates strong highlights and shadows, emphasizing the texture and shape of the horn.

# THE LEGEND IN SOUND




In 1946, Paul W. Klipsch created our proprietary horn technology and sound principles that have been the driving force behind our highly acclaimed signature sound. Every speaker we make – from our Professional Cinema speakers, used in half of all newly installed theaters, to our smallest bookshelf speaker – is horn-loaded to create the ultimate live-sound experience.

Fall in love with your favorite music and movies all over again.



# PERFECT HARMONY



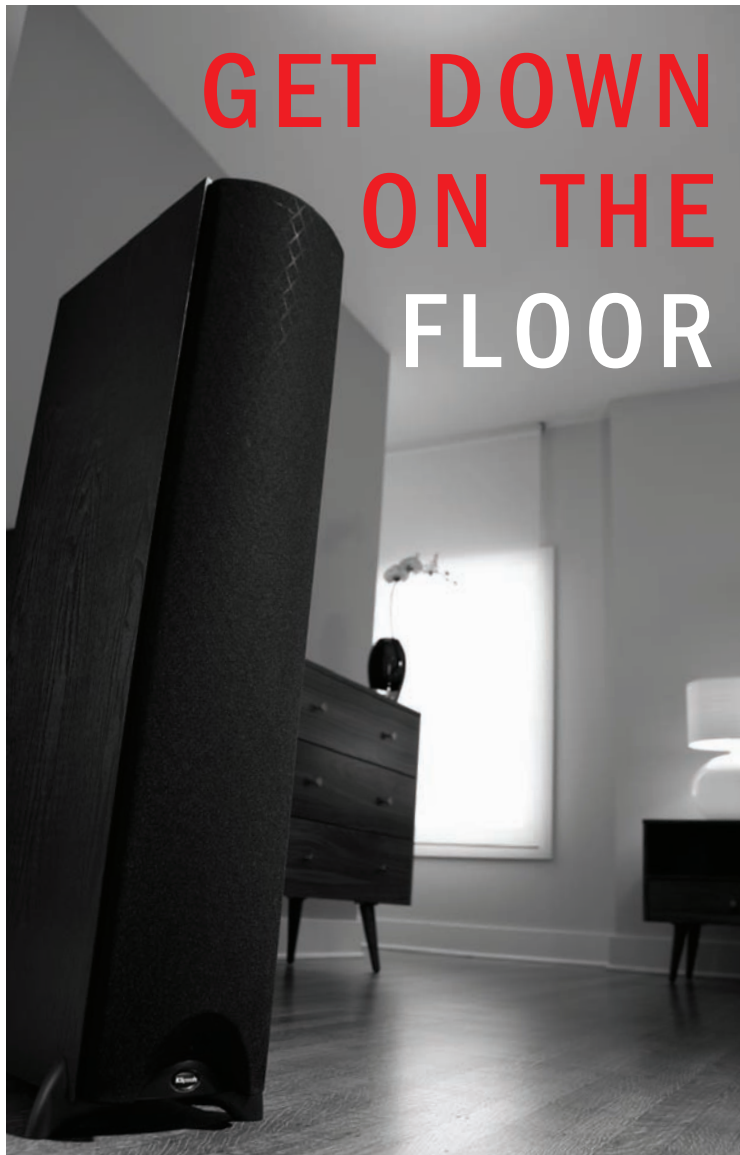
As the best value in high-performance entertainment, the Synergy Series is the perfect union of great sound and contemporary beauty.

Our exclusive Tractrix® Horn technology and aluminum tweeters deliver a powerful, dynamic sound that has long placed Synergy speakers at the forefront of affordable luxury. Lightweight IMG woofer cones enhance the listening experience by creating tight and well-defined bass. A new Linear Travel Suspension minimizes distortion for crisp, clear high frequencies. Not only sonically pleasing, the Synergy Series' sleek black ash vinyl finish complements any home décor.





# GET DOWN ON THE FLOOR



We don't believe in cutting corners, which is why our Synergy Series speakers embody a no-compromise attitude and produce powerful, live-performance sound at such a modest price. Amongst the most efficient speakers in the world, the Synergy Series uncovers highs, mids and lows like you've never heard them before.





# SYNCHRONIZE

Designed to capture every detail from your favorite movies and music, Synergy speakers deliver everything from the softest whisper to the most intense action with unbelievable clarity. Center speakers, surround speakers and subwoofers engulf your senses, creating an unforgettable home theater experience.

Synergy center channels deliver crystal clear dialogue, including subtle nuances and delicate whispers, found in nearly 70% of today's demanding movie soundtracks. Synergy surround speakers, complete with our exclusive Wide Dispersion Surround Technology™ (WDST™), work to reproduce localized and ambient sounds and offer you unlimited placement flexibility.

Our compact and attractive subwoofers are equipped with the latest technology to ensure mind-blowing and deep-reaching bass. Featuring BASH® Digital Hybrid Class AB amplifiers and passive non-resonant woven fiberglass drivers, these sonic wonders will enhance any speaker system.







# AREA 5.1



Your favorite movies, television shows and sporting events demand 5.1 surround sound.

Comprised of five speakers – left and right main speakers, a center channel speaker, left and right surround speakers plus a subwoofer for deep-reaching bass, the 5.1 Klipsch home theater system will envelop you in unforgettable, powerful and emotional moments.



	F-30	F-20	F-10	B-20
Frequency Response	35Hz-23KHz ± 3dB	38Hz-23KHz ± 3dB	39Hz-23KHz ± 3dB	62Hz-23KHz ± 3dB
Power Handling	150W RMS / 600W Peak	100W RMS / 400W Peak	100W RMS / 400W Peak	85W RMS / 340W Peak
Sensitivity	97.5dB @ 2.83V / 1m	95.5dB @ 2.83V / 1m	93.5dB @ 2.83V / 1m	92.5dB @ 2.83V / 1m
Nominal Impedance	8 ohms compatible	8 ohms compatible	8 ohms compatible	8 ohms compatible
Crossover Frequency	1700Hz	1600Hz	1800Hz	2250Hz
High Frequency Drivers	1" (2.54cm) Aluminum diaphragm compression driver mated to 90° x 60° square Tractrix® Horn	1" (2.54cm) Aluminum diaphragm compression driver mated to 90° x 60° square Tractrix® Horn	1" (2.54cm) Aluminum diaphragm compression driver mated to 90° x 60° square Tractrix® Horn	.75" (1.9cm) Aluminum diaphragm compression driver mated to 90° x 60° square Tractrix® Horn
Low Frequency Drivers	Dual 8" (20.3cm), magnetically shielded IMG woofers	Dual 6.5" (16.5cm), magnetically shielded IMG woofers	6.5" (16.5cm), magnetically shielded IMG woofer	5.25" (13.3cm), magnetically shielded IMG woofer
Inputs	Dual binding posts / bi-wire / bi-amp	Dual binding posts / bi-wire / bi-amp	Dual binding posts / bi-wire / bi-amp	Single binding posts
Enclosure	Bass-reflex via front-firing port	Bass-reflex via front-firing port	Bass-reflex via front-firing port	Bass-reflex via rear-firing port
Height	42" (106.7cm) with feet	39" (99.1cm) with feet	36" (91.4cm) with feet	12.5" (31.8cm)
Width	9.5" (24.1cm)	8" (20.3cm)	8" (20.3cm)	7" (17.8cm)
Depth	16" (40.6cm)	15" (38.1cm)	13.5" (34.3cm)	8" (20.3cm)
Weight	60lbs (27.2kg)	45lbs (20.4kg)	40lbs (18.1kg)	11lbs (5kg)



	C-20	C-10	S-20	S-10
Frequency Response	82Hz-23KHz ± 3dB	100Hz-23KHz ± 3dB	83Hz-23KHz ± 3dB	95Hz-23KHz ± 3dB
Power Handling	100W RMS / 400W Peak	50W RMS / 200W Peak	100W RMS / 400W Peak	50W RMS / 200W Peak
Sensitivity	95.5dB @ 2.83V / 1m	93.5dB @ 2.83V / 1m	91dB @ 2.83V / 1m	89dB @ 2.83V / 1m
Nominal Impedance	8 ohms compatible	8 ohms compatible	8 ohms compatible	8 ohms compatible
Crossover Frequency	2150Hz	3000Hz	2600Hz	2800Hz
High Frequency Drivers	1" (2.54cm) Aluminum diaphragm compression driver mated to 90° x 60° square Tractrix® Horn	.75" (1.9cm) Aluminum diaphragm compression driver mated to 90° x 60° square Tractrix® Horn	Dual 1" (2.54cm) Aluminum diaphragm compression driver mated to 90° x 60° square Tractrix® Horn	Dual .75" (1.9cm) Aluminum diaphragm compression driver mated to 90° x 60° square Tractrix® Horn
Low Frequency Drivers	Dual 5.25" (13.3cm), magnetically shielded IMG woofers	Dual 4" (10.2cm), magnetically shielded IMG woofers	5.25" (13.3cm), magnetically shielded IMG woofer	4" (10.2cm), magnetically shielded IMG woofer
Inputs	Single binding posts	Single binding posts	Single binding posts	Single binding posts
Enclosure	Sealed	Sealed	Sealed (WDST)	Sealed (WDST)
Height	7.5" (19.2cm)	6" (15.2cm)	6.85" (17.4cm)	5.6" (14.2cm)
Width	19.8" (50.3cm)	16" (40.6cm)	14.3" (36.3cm)	11.8" (30cm)
Depth	6.47" (16.4cm)	5.25" (13.3cm)	5.5" (13.9cm)	4.6" (11.7cm)
Weight	10lbs (4.5kg)	8lbs (3.6kg)	7lbs (3.2kg)	5lbs (2.3kg)



	SUB 450	SUB 350
Frequency Response	28-120Hz +/-3dB	31-120Hz +/-3dB
Amplifier Power	FTC Rated Power: 200 watts continuous @ 1% THD, Dynamic Power: 450 watts	FTC Rated Power: 150 watts continuous @ 1% THD, Dynamic Power: 350 watts
Max. Acoustic Output	115dB @ 30Hz 1/8 space, 1m	111dB @ 30Hz 1/8 space, 1m
Drive Components	10" (25.4cm) high excursion, fiber-composite cone, down-firing woofer	8" (20.32cm) high excursion, fiber-composite cone, down-firing woofer
Amplifier	Class D	Class D
Phase	Switchable 0-180 degrees	Switchable 0-180 degrees
Features	Volume, Lowpass, Phase, Auto Power	Volume, Lowpass, Phase, Auto Power
Voltage	110/120 VAC 60Hz	110/120 VAC 60Hz
Export Voltage	220 VAC 50/60Hz	220 VAC 50/60Hz
Inputs	L/R line-level RCA jacks, L/R high level speaker binding posts	L/R line-level RCA jacks, L/R high level speaker binding posts
Enclosure	Bass-reflex via rear-firing port	Bass-reflex via rear-firing port
Height	17" (43.2cm)	15.5" (39.4cm)
Width	14" (35.6cm)	12.5" (31.8cm)
Depth	19.5" (49.5cm)	17" (43.2cm)
Weight	35.5 lbs. (16.1kg)	27 lbs. (12.2kg)



# Klipsch®

Klipsch is committed to providing the most powerful, detailed, and emotional sound experiences to every home. As we continue to research and integrate new methods complementing our legendary horn technology, we welcome and value your comments, suggestions and feedback. Please email [feedback@klipsch.com](mailto:feedback@klipsch.com) and share your thoughts with us.

We look forward to hearing from you.

A **Klipsch** S P E A K E R S B R A N D

©2010 Klipsch Group, Inc. All Rights Reserved.

